

A01 EXPLORE
DEVELOP
DEVELOP IDEAS
 INVESTIGATE & RESEARCH
 OTHER ARTISTS WORK
ANALYSE
 ANNOTATE

A02 REVIEW
REFINE
EXPERIMENT
 EXPLORE DIFFERENT IDEAS
 AND MEDIA
 A RANGE OF TECHNIQUES
 & PROCESSES
 SELECT
 IMPROVE

A03 EVIDENCE
RECORD
PRESENT IDEAS
 PRIMARY OBSERVATION
 DRAWING, PAINTING,
 PRINTING, PHOTOGRAPHY,
 WRITING, PHOTOGRAPHY...
 ANNOTATE
 DIFFERENT MEDIA

A04 OUTCOME
PRESENT
FINAL IDEAS
 DEVELOPED AS PLANNED
 CLEARLY RESPONDS TO
 ARTISTS EXPLORED
 CONNECTION
 CONCLUSION

Extend your knowledge by trying these tasks:

- Become familiar with the 4 Assessment Objectives. What do you need to do to achieve your best for each objective?
- Look at the examples of GCSE work. Match the work to the objective. Are you missing anything in your own work?
- Evaluate your own work, which objective needs improving? Create an action plan outlining how you will develop your work. Now produce the work that is missing.
- Find an artist we have not looked at as a class. Produce an artist research page with images of their work, annotation and your own work inspired by them.

Are you consistent, highly developed or exceptional?





A01 – Demonstrates a consistent/highly developed/ exceptional ability to develop ideas informed by contextual sources. Fluent use of specialist vocabulary.

A02 – Demonstrates a consistent/highly developed/ exceptional ability to explore and select appropriate media and techniques. Reviews and refines ideas.

A03 – Demonstrates a consistent/highly developed/ exceptional ability to record ideas, observations relevant to intentions. Ability to reflect critically.

A04 – Demonstrates a consistent/highly developed/ exceptional ability to present a personal and meaningful response. To make connections between research and work produced. Clear annotations.

YEAR 10 KNOWLEDGE ORGANISER 1



Name: _____

Review / Action Plan – Where am I ?



Date: _____

What evidence have you produced for each of the 4 objectives?

YEAR 10 KNOWLEDGE ORGANISER

<p>A01 Develop Candidates develop their ideas through investigations informed by contextual and other sources, demonstrating analytical and cultural understanding</p>	<p>Artists I have researched?</p>	<p>Comment – What have I produced? What has worked well?</p>	<p>Action Plan - I intend to.....</p>
<p>A02 Experiment Candidates refine their ideas through experimenting and selecting appropriate resources, media, materials, techniques and processes.</p>	<p>What materials have I used?</p>	<p>Comment– What have I produced? What has worked well?</p>	<p>Action Plan - I intend to.....</p>
<p>A03 Record Candidates record ideas, observations and insights relevant to their intentions in visual and/or other forms.</p>	<p>Have I taken photos? Have I produced some quality drawings?</p>	<p>Comment– What have I produced? What has worked well?</p>	<p>Action Plan - I intend to.....</p>
<p>A04 Present Candidates present, informed and meaningful response demonstrating analytical and critical understanding, realising intentions and, where appropriate, making connections between visual, written, oral or other elements.</p>	<p>Have I thought about the composition and materials for final piece?</p>	<p>Comment– What have I produced? What has worked well?</p>	<p>Action Plan - I intend to.....</p>

Photocopy this one or create your own review /action plan of the work you have produced so far.

- A01** EXPLORE
- DEVELOP**
- DEVELOP IDEAS**
- INVESTIGATE & RESEARCH
- OTHER ARTISTS WORK
- ANALYSE**
- ANNOTATE
- A02** REVIEW
- REFINE**
- EXPERIMENT**
- EXPLORE DIFFERENT IDEAS
- AND MEDIA
- A RANGE OF TECHNIQUES & PROCESSES
- SELECT**
- IMPROVE
- A03** EVIDENCE
- RECORD**
- PRESENT IDEAS**
- PRIMARY OBSERVATION
- DRAWING, PAINTING,
- PRINTING, PHOTOGRAPHY,
- WRITING, PHOTOGRAPHY...
- ANNOTATE**
- DIFFERENT MEDIA
- A04** OUTCOME
- PRESENT**
- FINAL IDEAS**
- DEVELOPED AS PLANNED
- CLEARLY RESPONDS TO
- ARTISTS EXPLORED
- CONNECTION**
- CONCLUSION

Extend your knowledge by trying these tasks:

- Become familiar with the 4 Assessment Objectives. What do you need to do to achieve your best for each objective?
- Look at the examples of GCSE work. Match the work to the objective. Are you missing anything in your own work?
- Evaluate your own work, which objective needs improving? Create an action plan outlining how you will develop your work. Now produce the work that is missing.
- Find a photographer we have not looked at as a class. Produce a photographers research page with images of their work, annotation and your own work inspired by them.

Are you consistent, highly developed or exceptional?

A01 – Demonstrates a consistent/highly developed/ exceptional ability to develop ideas informed by contextual sources. Fluent use of specialist vocabulary.

A02 – Demonstrates a consistent/highly developed/ exceptional ability to explore and select appropriate media and techniques. Reviews and refines ideas.

A03 – Demonstrates a consistent/highly developed/ exceptional ability to record ideas, observations relevant to intentions. Ability to reflect critically.

A04 – Demonstrates a consistent/highly developed/ exceptional ability to present a personal and meaningful response. To make connections between research and work produced. Clear annotations.

YEAR 10 PHOTOGRAPHY KNOWLEDGE ORGANISER 1



Shape

Brief information on the formal element, secondary source examples, the effects of using this formal element in different ways, how you could use this formal element to create an interesting photo.

Chosen photos to edit.

First edit. Used cut out studios and rubber to get the placement of the model was ready to be set.

Second edit. Adjusted placement of model and used clone tool with low opacity to clone clouds lightly over model to move it look like fog from the clouds, so that it is more dimensional and realistic.

Third edit. Merged all layers together and copied as new image. Used colour balance to make the edits into dreamy colours.

Fourth edit. Used layer mask to merge the different coloured edits into one edit of both colours. Then used the black paintbrush on low opacity as a blurred outline for the shadow of the model.

Fifth edit. Decided to make a shadow from the model to show direction of lighting. Used the original cut of model from the first edit for a shadow. Flipped the model and filled it in black/grey.

Sixth edit. Copied the fifth edit onto the forth edit as a new layer and used black paint brush again to go around the shadow to make it bland more.

Final piece. Realised that the colour of the shadow was too vibrant. Reduced the opacity of the shadow and reduced the opacity of the paint brush to make the shadow seem more real. Then stretched the shadow to make it longer than the model and slightly blurred around it.

The black lines represent lines that the model feels

Name: _____

Review / Action Plan – Where am I ?



Date: _____

What evidence have you produced for each of the 4 objectives?

<p>A01 Develop Candidates develop their ideas through investigations informed by contextual and other sources, demonstrating analytical and cultural understanding</p>	<p>Photographers I have researched?</p>	<p>Comment – What have I produced? What has worked well?</p>	<p>Action Plan - I intend to.....</p>
<p>A02 Experiment Candidates refine their ideas through experimenting and selecting appropriate resources, media, materials, techniques and processes.</p>	<p>What effects have I used? Have I been creative with my edits and linked them to reference photographers?</p>	<p>Comment– What have I produced? What has worked well?</p>	<p>Action Plan - I intend to.....</p>
<p>A03 Record Candidates record ideas, observations and insights relevant to their intentions in visual and/or other forms.</p>	<p>Have I taken photo-shoots and not snapshots? Have I produced some quality drawings that add to my ideas?</p>	<p>Comment– What have I produced? What has worked well?</p>	<p>Action Plan - I intend to.....</p>
<p>A04 Present Candidates present, informed and meaningful response demonstrating analytical and critical understanding, realising intentions and, where appropriate, making connections between visual, written, oral or other elements.</p>	<p>Have I thought about the materials/ props needed for my Photo-shoots for final pieces? (final edits- to plan for at least 10)</p>	<p>Comment– What have I produced? What has worked well?</p>	<p>Action Plan - I intend to.....</p>

Photocopy this one or create your own review /action plan of the work you have produced so far.

YEAR 10 PHOTOGRAPHY KNOWLEDGE ORGANISER