



AT DORMSTON SCHOOL WE BELIEVE IT IS IMPORTANT TO **REMAIN OPEN** SO YOU CAN CONTINUE WITH YOUR EDUCATION

- HOWEVER SHOULD WE BE **FORCED TO CLOSE** IT IS IMPORTANT THAT YOU KNOW WHAT IS EXPECTED OF YOU.



DORMSTON SCHOOL

WHAT TO DO IF YOU ARE HOME DUE TO SCHOOL CLOSURE
YEARS 7-9



IF THE SCHOOL HAS BEEN CLOSED YOU SHOULD:

- **MAKE SURE YOU HAVE EVERYTHING YOU NEED TO STUDY FROM HOME** — (PAPER/ ACCESS TO COMPUTER FACILITIES/ PRINTER)
- MAKE SURE YOU COMPLETE AT LEAST **5 HOURS** MINIMUM OF HOME LEARNING PER DAY (BUILD IN BREAKS)
- FOLLOW YOUR TIMETABLE WHEREVER POSSIBLE AND **COMPLETE ALL ACTIVITIES SET BY YOUR TEACHER** . YOU CAN ACCESS THESE VIA **Go4SCHOOLS**.
- (PLEASE SEE RELEVANT PPT IF YOU CANNOT ACCESS YOUR GO4SCHOOLS)
- IF YOU ARE UNSURE OF ANYTHING PLEASE EMAIL YOUR TEACHER DIRECTLY.
- CHECK **WEBSITE/Go4SCHOOLS** FOR ALL UPDATES


KNOWLEDGE ORGANISERS

IN ADDITION TO THIS YOU CAN COMPLETE WORK USING YOUR KNOWLEDGE ORGANISERS



“KNOWLEDGE IS POWER. INFORMATION IS LIBERATING. EDUCATION IS THE PREMISE OF PROGRESS, IN EVERY SOCIETY, IN EVERY FAMILY”

KOFI ANNAN (RESEARCH WHO HE IS.)



WHAT CAN I DO WITH MY KO?

- THE KNOWLEDGE ORGANISERS ARE DESIGNED TO HELP YOU LEARN A WIDE RANGE OF KNOWLEDGE WHICH IN TURN WILL MEAN YOU ARE MORE PREPARED FOR YOUR LESSONS AS WELL AS THE NEW STYLE GCSEs THAT YOU WILL SIT IN THE FUTURE.
- TO GET THE MOST OUT OF YOUR KNOWLEDGE ORGANISER, YOU SHOULD BE LEARNING SECTIONS AND THEN SELF-TESTING. DO NOT JUST COPY OUT! THIS BOOKLET WILL GIVE YOU SOME TIPS ON HOW YOU CAN SUCCESSFULLY SELF-TEST. REMEMBER TO ALWAYS CHECK & CORRECT.
- ALL THE STRATEGIES SHARED IN THIS PPT CAN BE USED AT HOME TO REINFORCE/EXTEND YOUR KNOWLEDGE.

INSTRUCTIONS FOR USING YOUR KNOWLEDGE ORGANISER

WHEN SELF-TESTING YOU CAN USE YOUR KOs IN A NUMBER OF DIFFERENT WAYS BUT YOU SHOULD NOT JUST COPY FROM THE KNOWLEDGE ORGANISER

Ask someone to write questions for you

- Write your own challenging questions and then leave it overnight to answer them the next day
- Create mind-maps
- Create flashcards
- Put the key words into new sentences
- Look, cover, write and check
- Mnemonics
- Draw a comic strip of a timeline

- Use the 'clock' template to divide the information into smaller sections. Then test yourself on different sections
- Give yourself spelling tests
- Definition tests
- Draw diagrams of processes
- Draw images and annotate/label them with extra information
- Do further research on the topic
- Create fact files
- Create flowcharts

Look, Cover, Write, Check, Correct

Common at primary schools

First
Look, then cover this column

Next
try to answer/give definition/spell

Now
Check to see if you were right

Finally
Correct those you got wrong

Look	Write	Check	Correct
Noun	Person place or thing		
Belief	Something you believe	X	Accept true without proof
Algorithm	Alrithum	X	Algorithm

benevolent (adjective) well-meaning and kindly

KEY WORDS

Play around with key words – look at their prefixes, suffixes, think about what other word it sounds like

Etymology (Word origin)

mid-15c., "wishing to do good, well-disposed, kindly," from Old French *benivolent* and directly from Latin *benevolentem* "wishing (someone) well, benevolent," related to *benevolentia* "good feeling," from *bene* "well" + *volantem*, present participle of *velle* "to wish"

TRANSFORM IT

Transform the adjective *benevolent* into an image to help you remember it.

Think about IT

Does being *benevolent* have its disadvantages?

USE IT

Can you use the following in three different sentences?

benevolent, *benevolence*, *benevolently*

- 1.
- 2.
- 3.

Sentences that you could use in some of your subjects or in school that link to *benevolent*:

LINK IT: What links can you make to vocabulary you already know? Have you heard this word before? If so, in what context?

/

QUESTIONS/ANSWERS, ANSWERS/QUESTIONS

IN WHAT YEAR WAS GEORGE V'S CORONATION?

ANSWER; 1910

ASK A PARENT, CARER, STUDY PARTNER TO WRITE YOU QUESTIONS (OR ANSWERS) AND YOU WRITE THE ANSWER (OR POSSIBLE QUESTION THAT WOULD CORRESPOND TO THAT ANSWER). YOU CAN ALSO WRITE YOUR OWN QUESTIONS, BUT IF YOU DO THIS LEAVE IT AT LEAST A DAY UNTIL YOU ANSWER THEM TO SEE WHAT YOU CAN REMEMBER AFTER A WHILE.

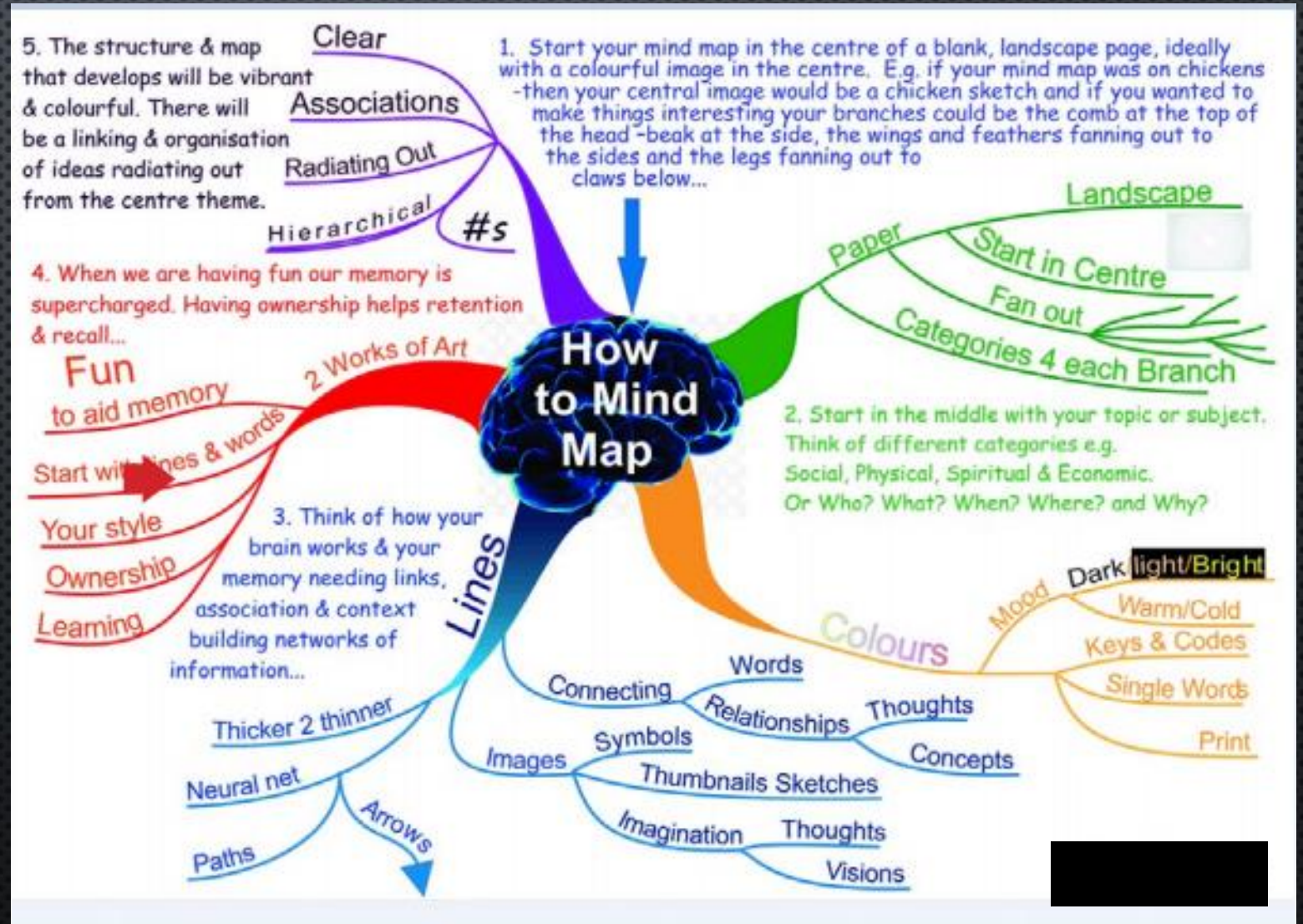
ALWAYS CHECK AND CORRECT!

MIND MAPS

Mind Mapping is a process that involves a distinct combination of imagery, colour and visual-spatial arrangement.

The technique maps out your thoughts using keywords that trigger associations in the brain to spark further ideas.

Once you have made your map, cover it and test yourself on different strands, eg. How much of the blue strand can you recall



SPIDER DIAGRAMS

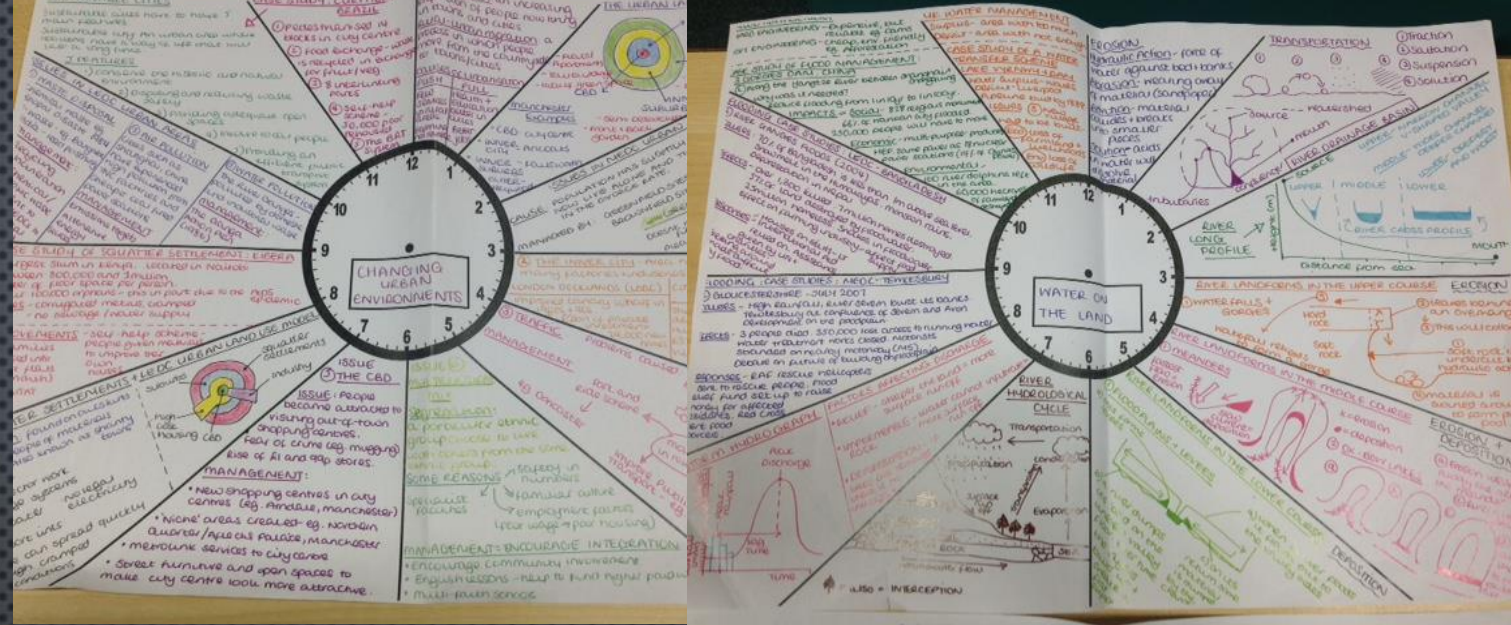
Here is an example of an English spider diagram on a theme in a book

Key quotes and a quick analysis of the quote



CLOCK LEARNING

Create a revision clock based on your KO
 – here are some e.g.s from Geography
 and History




Be concise – Eliminate the unnecessary.

Save space – Replace words with symbols, shorten words or use acronyms to cram in the info.

Stand out – Using diagrams and pictures in place of lengthy explanations makes the information stand out.

Save keywords - When condensing the content remember that keywords are **KEY**.



REVISION BOOKMARKS

Create Bookmarks for Particular Questions or Themes or Topics you are studying

Unit 1 AQA

WW1, ToV, LofN & CoP



4 Mark Questions

2 points that answers the question with specific detail

5 minutes

6 Mark Questions

Source Question use MEKAKO

Agree

Disagree

- Message

- Knowledge

- Evidence

-Audience/Motive/

- Knowledge

Reliability

Overall

- Balanced judgement

12 minutes

10 Mark Questions

3 detailed paragraphs

Bullet Point 1 – 2 explained reasons it caused event e.g WW1

Bullet Point 1 – 2 explained reasons it caused event e.g WW1

Conclusion – balanced judgment

18 minutes

FLASHCARDS – WATCH THE VIDEO FOR HOW TO USE THEM

Flash cards can also be purchased from the School Stationery Shop.

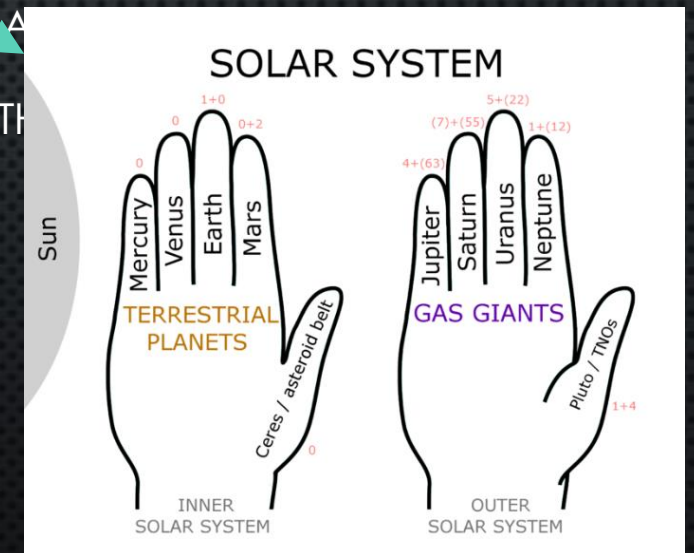

- THESE ARE A VERY GOOD AND SIMPLE SELF TESTING TOOL.
- THEY CAN BE PHYSICAL OR ELECTRONIC.
- QUIZLET'S CARDS ARE GOOD AS THEY PRIORITISE CARDS YOU HAVE PREVIOUSLY GOT WRONG.
- TO MAKE YOUR OWN, TAKE SOME CARD AND CUT INTO RECTANGLES ROUGHLY 10CM X 6CM.
- YOU THEN WRITE THE KEYWORD ON ONE SIDE AND THE DEFINITION ON THE OTHER.
- THEN GO THROUGH YOUR CARDS LOOKING AT ONE SIDE AND SEEING IF YOU CAN REMEMBER THE KEYWORD/DEFINITION ON THE OTHER SIDE.
- [HTTPS://WWW.YOUTUBE.COM/WATCH?V=eVAJQPURmk8](https://www.youtube.com/watch?v=eVAJQPURmk8)

MNEMONICS

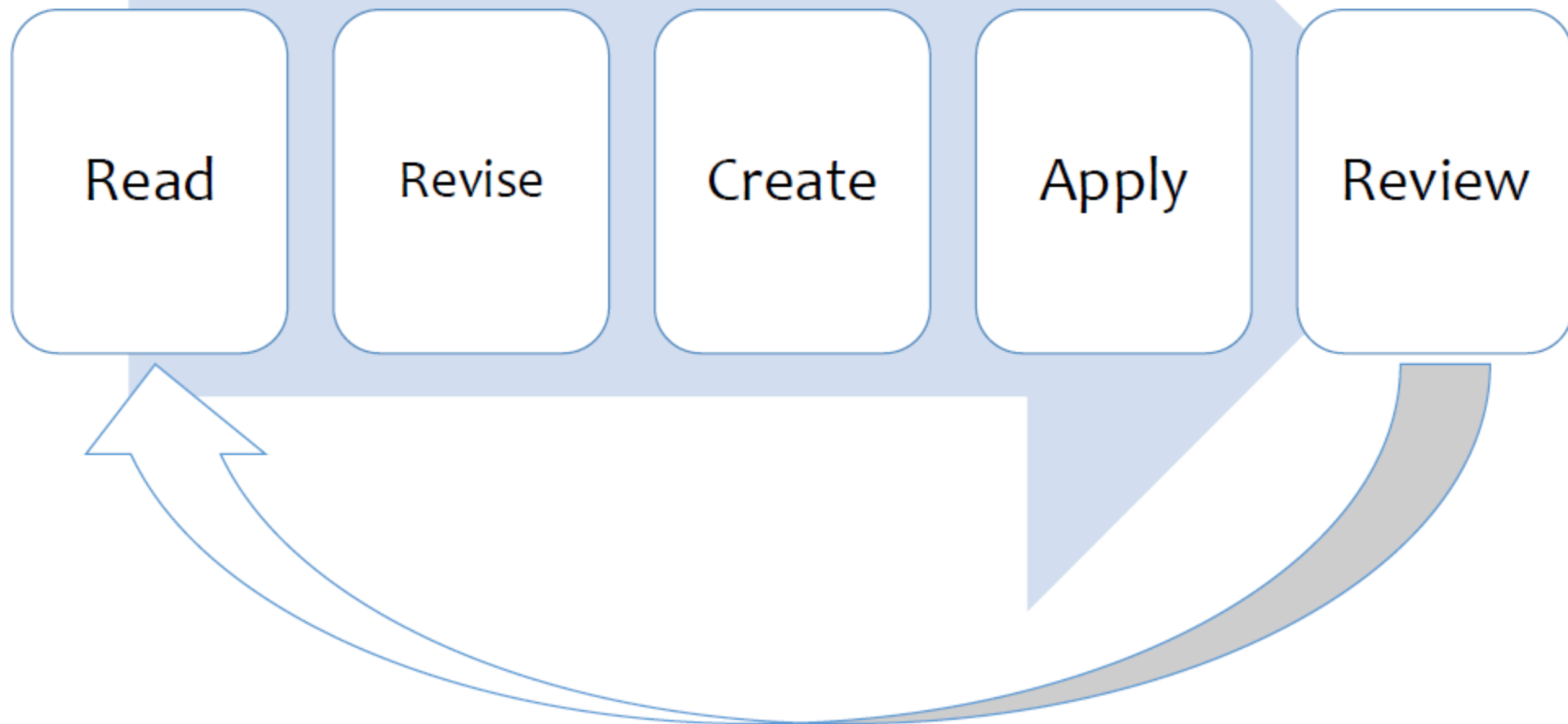
- A MNEMONIC DEVICE, OR MEMORY DEVICE, IS ANY LEARNING TECHNIQUE THAT AIDS INFORMATION RETENTION OR RETRIEVAL. IT CAN BE VISUAL OR BASED ON THE SAME LETTER AS THE INFORMATION.
- MAKE UP A SENTENCE THAT WILL HELP YOU REMEMBER.

Remember to P.E.E.L!

- P: point
- E: evidence
- E: explain
- L: link



1) What does revision look like?



1) What does revision look like?

Golden Rule

It is the degree of thought process involved which determines how effective the revision is, so...

Effective revision is **DOING!**

As a rule... Look for the pen, not the book!