



# AT DORMSTON SCHOOL WE BELIEVE IT IS IMPORTANT TO **REMAIN OPEN** SO YOU CAN CONTINUE WITH YOUR EDUCATION

- HOWEVER SHOULD WE BE **FORCED TO CLOSE** IT IS IMPORTANT THAT YOU KNOW WHAT IS EXPECTED OF YOU.



# DORMSTON SCHOOL

WHAT TO DO IF YOU ARE HOME DUE TO SCHOOL CLOSURE  
YEAR 10



## IF THE SCHOOL HAS BEEN CLOSED YOU SHOULD:

- MAKE SURE YOU COMPLETE AT LEAST **5 HOURS** MINIMUM OF HOME LEARNING PER DAY  
(BUILD IN BREAKS)
- FOLLOW YOUR TIMETABLE WHEREVER POSSIBLE AND **COMPLETE ALL ACTIVITIES SET BY YOUR TEACHER**. YOU CAN ACCESS THESE VIA **GO4SCHOOLS**. IF YOU HAVE ANY QUERIES PLEASE EMAIL YOUR TEACHER DIRECTLY.
- (PLEASE SEE RELEVANT PPT IF YOU CANNOT ACCESS YOUR **GO4SCHOOLS**)
- IN ADDITION TO THIS REMEMBER YOU HAVE YOUR **GCSE RS EXAM ON 11<sup>TH</sup> & 19<sup>TH</sup> MAY**. PLEASE **COMPLETE A MINIMUM OF 2 HOURS OF 'REVISION' WEEKLY** IN PREPARATION FOR THIS
- (CHECK **WEBSITE/GO4SCHOOLS** FOR ALL UPDATES)

[HTTPS://WWW.YOUTUBE.COM/WATCH?V=P60RN9  
JEAPG](https://www.youtube.com/watch?v=P60RN9JEAPG)

# IF YOU STRUGGLE WITH MOTIVATION ...

Too much  
work

- Break work down
- Write a list


I don't like it

- Study groups (via facetime)
- Incentive system

No  
motivation

- Set clear and compelling goals

# WHAT DOES GOOD REVISION LOOK LIKE?



6

OR

2 Use the OS map extract and Fig. 2 in the Resource Booklet.

(a) Study the OS map extract.

(i) Use the map key to identify the type of beach deposit in grid square 8612.  
..... [1]

(ii) What is the highest point in grid square 9209?  
..... m [1]

(iii) Use map evidence to compare the slope of the land in grid squares 9209 and 9210.  
..... [1]

(b) Study Fig. 2, which shows Saltwick Bay, in grid square 9110.

(i) Give two pieces of evidence from Fig. 2 which show that erosion has taken place there.  
1 .....  
2 ..... [2]

(ii) Name and describe two processes of erosion which affect this area of coastline.  
1 .....  
2 .....

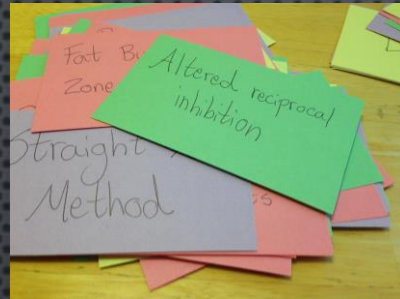
# FLASHCARDS

Object & Image Distances Imaging 1:2

• When  $1/u$  and  $1/v$  are plotted for a range of values there is a strong negative correlation.

• At  $(0) : 1/u = 0 \therefore u = \infty \therefore$  parallel rays  $\therefore$  image at focal length.  
 • At  $(\infty) : 1/v = 0 \therefore v = \infty \therefore$  image at  $\infty \therefore$  object at focal length.

• The curvature of the image is the initial curvature from the object plus the curvature added by the lens.  
 •  $\therefore 1/v = 1/u + 1/f$  (measurements on left -ve (v) and right +ve (u))



## Flashcards

These revision strategies sometimes work better for some subjects than for others. Flashcards are often used in Languages because they are great for testing yourself on vocabulary. You could use them for testing yourself on key terms in lots of other subjects, too.

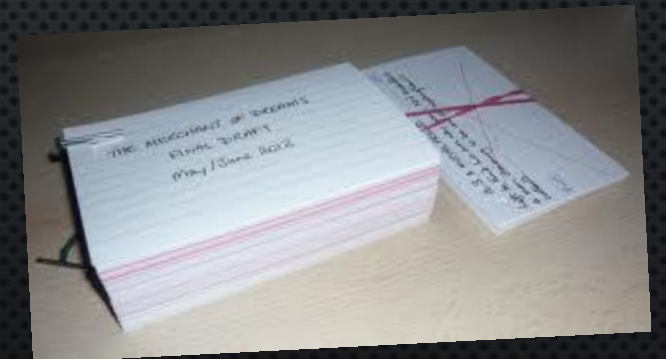
Flashcards have something to remember on one side of a card, and the explanation or definition on the other; you can make them using card or paper. It can also be useful to make a presentation with the first slide of a pair being the thing you need to revise, and the next slide being the answer.



oxygen	O <sub>2</sub>	78%
nitrogen	N <sub>2</sub>	1%
argon	Ar	

C1: Atmosphere & Burning Fuels

1. what gases make up the atmosphere? (-p)
2. what formed Earth's early atmosphere? (-p)
3. what happened when Earth cooled?
4. what happened about 500m years ago? what all?
5. How are fossil fuels...



# FLASHCARDS – WATCH THE VIDEO FOR HOW TO USE THEM

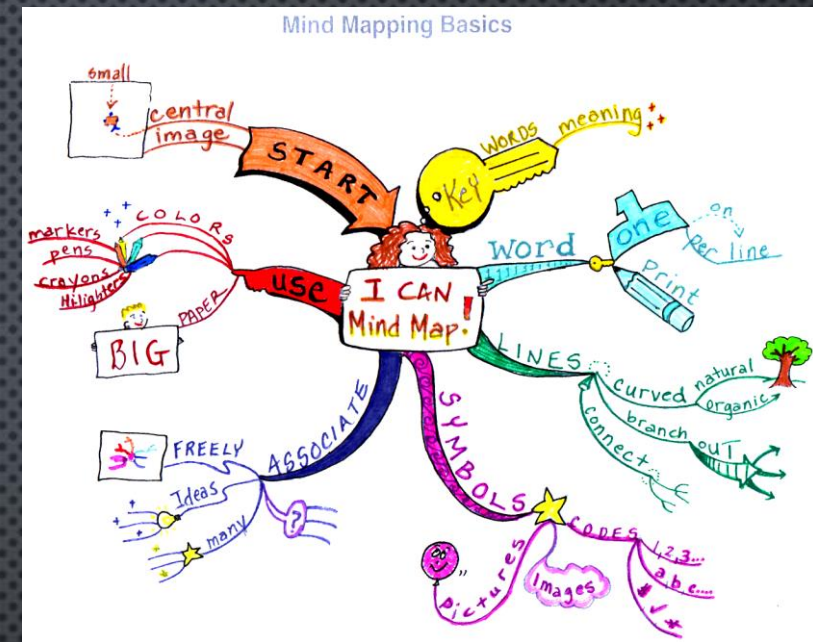
Flash cards can also be purchased from the School Stationery Shop.

- THESE ARE A VERY GOOD AND SIMPLE SELF TESTING TOOL.
- THEY CAN BE PHYSICAL OR ELECTRONIC.
- QUIZLET'S CARDS ARE GOOD AS THEY PRIORITISE CARDS YOU HAVE PREVIOUSLY GOT WRONG.
- TO MAKE YOUR OWN, TAKE SOME CARD AND CUT INTO RECTANGLES ROUGHLY 10CM X 6CM.
- YOU THEN WRITE THE KEYWORD ON ONE SIDE AND THE DEFINITION ON THE OTHER.
- THEN GO THROUGH YOUR CARDS LOOKING AT ONE SIDE AND SEEING IF YOU CAN REMEMBER THE KEYWORD/DEFINITION ON THE OTHER SIDE.
- [HTTPS://WWW.YOUTUBE.COM/WATCH?V=eVAJQPURmk8](https://www.youtube.com/watch?v=eVAJQPURmk8)



# MIND MAPS

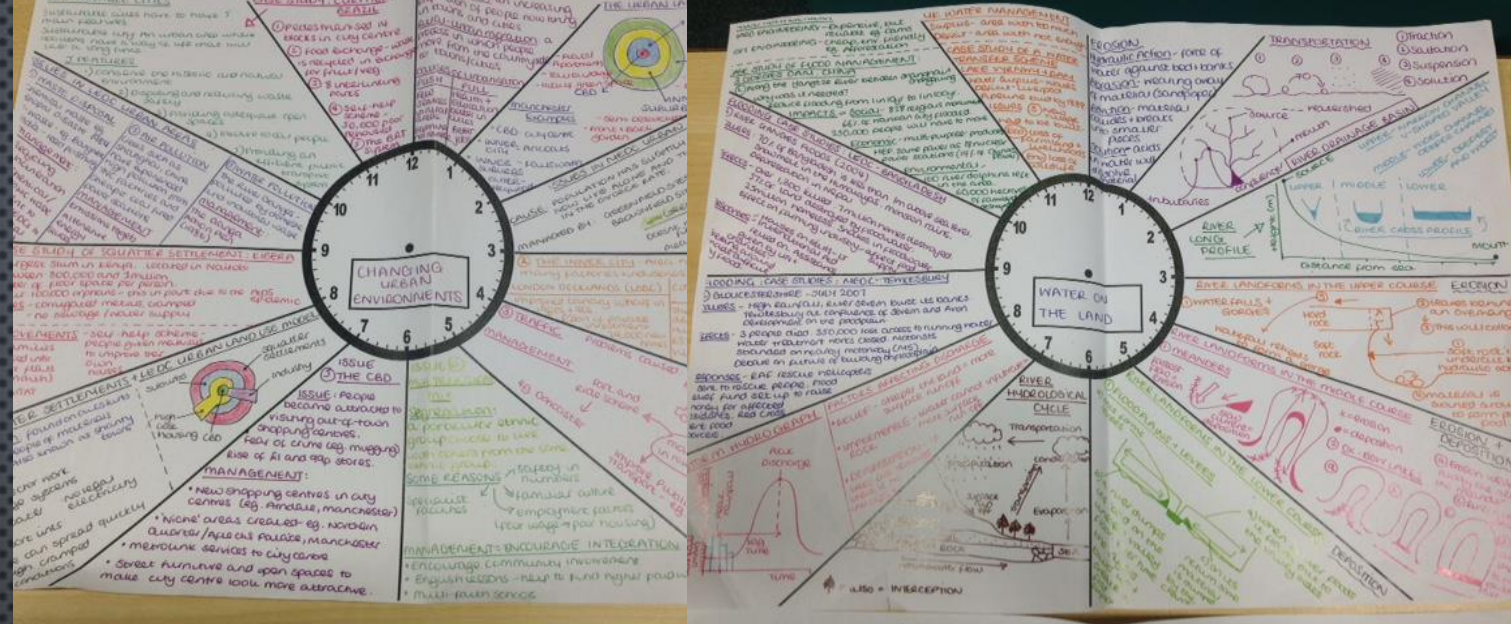
- MIND MAPS ARE NOT SPIDER DIAGRAMS.
- A MIND MAP IS A DIAGRAM USED TO REPRESENT THEMES OF UNDERSTANDING LINKED A CENTRAL KEY WORD OR IDEA.
- MIND MAPS ARE, BY DEFINITION, A GRAPHICAL METHOD OF TAKING NOTES. THEIR VISUAL BASIS HELPS ONE TO DISTINGUISH WORDS OR IDEAS, OFTEN WITH COLOURS AND SYMBOLS.
- THEY GENERALLY TAKE A HIERARCHICAL OR TREE BRANCH FORMAT, WITH IDEAS BRANCHING INTO THEIR SUBSECTIONS.



- THE PROCESS STARTS AROUND A CENTRAL IDEA OR PICTURE
- KEY THEMES ARE ESTABLISHED THROUGH BRANCHES WITH SUB BRANCHES
- KEY TERMINOLOGY IS USED
- SINGLE WORDS OR PHRASES
- THEMES ARE CONNECTED THROUGH COLOURS
- IMAGES REINFORCE MEANING
- IT ALLOWS YOU TO FREELY ASSOCIATE AND LINK IDEAS

# CLOCK LEARNING

Create a revision clock based on your KO – here are some e.g.s from Geography and History




**Be concise** – Eliminate the unnecessary.

**Save space** – Replace words with symbols, shorten words or use acronyms to cram in the info.

**Stand out** – Using diagrams and pictures in place of lengthy explanations makes the information stand out.

**Save keywords** - When condensing the content remember that keywords are **KEY**.



# REVISION BOOKMARKS

Create Bookmarks for Particular Questions or Themes or Topics you are studying

**Unit 1** AQA

**WW1, ToV, LofN & CoP**



## **4 Mark Questions**

2 points that answers the question with specific detail

**5 minutes**

## **6 Mark Questions**

Source Question use MEKAKO

**Agree**

**Disagree**

- Message

- Knowledge

- Evidence

-Audience/Motive/

- Knowledge

Reliability

**Overall**

- Balanced judgement

**12 minutes**

## **10 Mark Questions**

3 detailed paragraphs


**Bullet Point 1** – 2 explained reasons it caused event e.g WW1

**Bullet Point 1** – 2 explained reasons it caused event e.g WW1

**Conclusion** – balanced judgment

**18 minutes**

# USE YOUR KNOWLEDGE TO COMPLETE PRACTICE PAPERS



OR

2 Use the OS map extract and Fig. 2 in the Resource Booklet.

(a) Study the OS map extract.

(i) Use the map key to identify the type of beach deposit in grid square 8612.  
..... [1]

(ii) What is the highest point in grid square 9209?  
..... m [1]

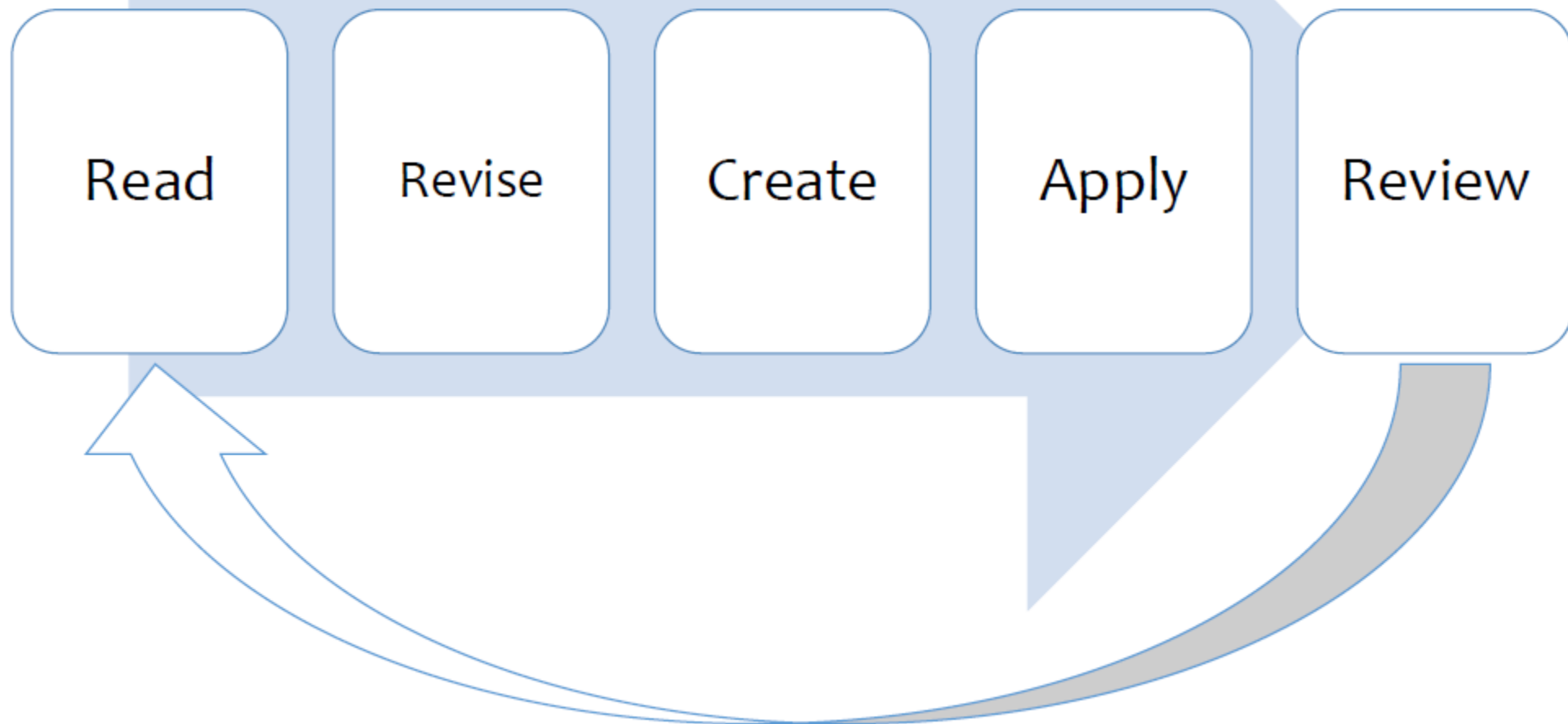
(iii) Use map evidence to compare the slope of the land in grid squares 9209 and 9210.  
.....  
..... [1]

(b) Study Fig. 2, which shows Saltwick Bay, in grid square 9110.

(i) Give **two** pieces of evidence from Fig. 2 which show that erosion has taken place there.  
1 .....  
.....  
2 .....  
..... [2]

(ii) Name and describe **two** processes of erosion which affect this area of coastline.  
1 .....  
.....  
.....  
2 .....  
.....  
.....

# 1) What does revision look like?



## 1) What does revision look like?

# Golden Rule

It is the degree of thought process involved which determines how effective the revision is, so...

Effective revision is **DOING!**

As a rule... Look for the pen, not the book!

REMEMBER WHAT YOU ACHIEVE IS DOWN TO THE  
HARD WORK & EFFORT YOU PUT IN



Time + Effort = Success

- STUDENTS AROUND THE COUNTRY MAY BE WORKING FROM HOME.
- THINK ...ARE YOU DOING AS MUCH AS THEY ARE? ARE YOU PREPARING ADEQUATELY?

*'Be the best you can possibly be!'*