

The three states of matter are **solid, liquid and gas**.

For a substance to change from one state to another, **energy must be transferred**.

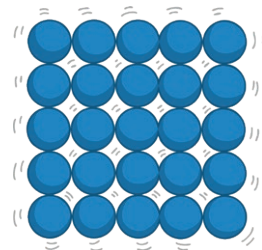
The particles gain energy. This results in the breaking of some of the **attractive forces** between particles during melting.

To evaporate or boil a liquid, more energy is needed to overcome the remaining chemical bonds between the particles.

Note the difference between **boiling** and **evaporation**. When a liquid **evaporates**, particles **leave the surface** of the liquid **only**. When a liquid **boils**, **bubbles** of gas form **throughout** the liquid before rising to the surface and escaping.

The amount of energy needed for a substance to change state is dependent upon the **strength** of the **attractive forces** between particles. The **stronger** the **forces of attraction**, the **more energy** needed to **break them apart**. Substances that have strong attractive forces between particles generally have **higher melting and boiling points**.

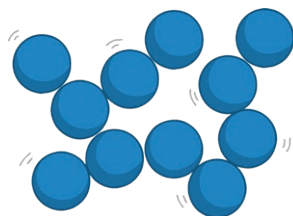
Solid



The particles in a **solid** are arranged in a regular pattern. The particles in a solid **vibrate** in a fixed position and are tightly packed together. The particles in a solid have a **low amount of kinetic energy**.

Solids have a **fixed shape** and are unable to flow like liquids. The particles **cannot be compressed** because the particles are very close together.

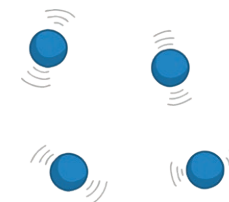
Liquid



The particles in a **liquid** are randomly arranged. The particles in a liquid are able to **move around** each other. The particles in a liquid have a **greater amount of kinetic energy** than particles in a **solid**.

Liquids are able to **flow** and can take the shape of the container that they are placed in. As with a solid, liquids **cannot be compressed** because the particles are close together.

Gas



The particles in a **gas** are randomly arranged. The particles in a gas are able to **move around very quickly** in all directions. Of the three states of matter, gas particles have the **highest amount of kinetic energy**.

Gases, like liquids, are able to **flow** and can fill the container that they are placed in. The particles in a gas are **far apart** from one another which allows the particles to move in any direction.

Gases can be **compressed**; when squashed, the particles have empty space to move into.

Limitations of the Particle Model (HT only)

The chemical bonds between particles are not represented in the diagrams above.

Particles are represented as solid spheres – this is not the case. Particles like atoms are mostly empty space. Particles are not always spherical in nature.

State Symbols

In chemical equations, the three states of matter are represented as symbols:

solid (**s**)

liquid (**l**)

gas (**g**)

aqueous (**aq**)

Aqueous solutions are those that are formed when a substance is dissolved in water.

Identifying the Physical State of a Substance

If the given temperature of a substance is **lower** than the **melting point**, the physical state of the substance will be **solid**.

If the given temperature of the substance is **between** the **melting point and boiling point**, the substance will be a **liquid**.

If the given temperature of the substance is **higher** than the **boiling point**, the substance will be a **gas**.



Formation of Ions

Ions are charged particles. They can be either positively or negatively charged, for example Na^+ or Cl^- .

When an element loses or gains electrons, it becomes an ion.

Metals **lose** electrons to become **positively charged**.

Non-metals **gain** electrons to become **negatively charged**.

Group 1 and 2 elements **lose** electrons and group 6 and 7 elements **gain** electrons.

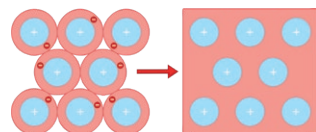
Group	Ions	Element Example
1	+1	$\text{Li} \rightarrow \text{Li}^+ + \text{e}^-$
2	+2	$\text{Ca} \rightarrow \text{Ca}^{2+} + 2\text{e}^-$
6	-2	$\text{Br} + \text{e}^- \rightarrow \text{Br}^-$
7	-1	$\text{O} + 2\text{e}^- \rightarrow \text{O}^{2-}$

Metals and Non-metals

Metals are found on the **left-hand side** of the **periodic table**. Metals are strong, shiny, malleable and good conductors of heat and electricity. On the other hand, non-metals are brittle, dull, not always solids at room temperature and poor conductors of heat and electricity. **Non-metals** are found on the **right-hand side** of the **periodic table**.

Metallic Bonding


Metallic bonding occurs between **metals only**. Positive metal ions are surrounded by a **sea of delocalised electrons**. The ions are tightly packed and arranged in rows.



There are strong electrostatic forces of attraction between the positive metal ions and negatively charged electrons.

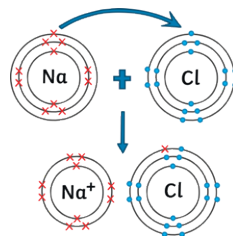
Pure metals are too soft for many uses and are often mixed with other metals to make alloys. The mixture of the metals introduces different-sized metal atoms. This **distorts the layers** and **prevents them from sliding over one another**.

This makes it harder for alloys to be bent and shaped like pure metals.



Ionic Bonding

Ionic bonding occurs between a metal and a non-metal. Metals lose electrons to become positively charged. Opposite charges are attracted by electrostatic forces – an ionic bond.



Ionic Compounds

Ionic compounds form structures called giant lattices. There are **strong electrostatic forces of attraction** that **act in all directions** and act between the **oppositely charged ions** that make up the giant ionic lattice.



Properties of Ionic Compounds

- High melting point – lots of energy needed to overcome the electrostatic forces of attraction.
- High boiling point
- **Cannot conduct electricity** in a **solid** as the ions are not free to move.
- Ionic compounds, when **molten** or in **solution**, can **conduct electricity** as the ions are free to move and can carry the electrical current.

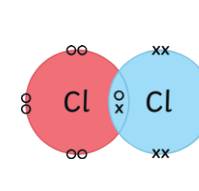
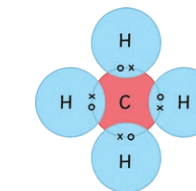
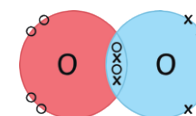
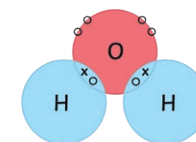
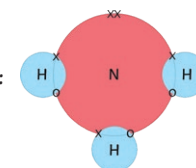
Covalent Bonding

Covalent bonding is the sharing of a pair of electrons between atoms to gain a full outer shell. This occurs between **non-metals only**. Simple covalent bonding occurs between the molecules below. Simple covalent structures have **low melting and boiling points** – this is because the **weak intermolecular forces** that hold the molecules together break when a substance is heated, not the strong covalent bonds between atoms. They **do not conduct electricity** as they do not have any free delocalised electrons.

Dot and cross diagrams are useful to show the **bonding in simple molecules**. The **outer electron shell** of each atom is represented as a **circle**, the circles from each atom overlap to show where there is a **covalent bond**, and the electrons from each atom are either drawn as **dots** or **crosses**. There are **two different types of dot and cross diagram** – one with a circle to represent the outer electron shell and one without.

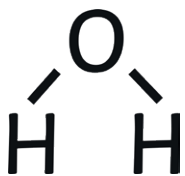
You should be able to draw the dot and cross diagrams for the following simple covalent structures:

chlorine, oxygen, nitrogen, water, ammonia, hydrogen chloride and methane.

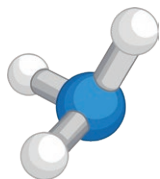


Structural Formulae

In this type of diagram, the element symbol represents the type of atom and the straight line represents the covalent bonding between each atom.



The structure of small molecules can also be represented as a 3D model.

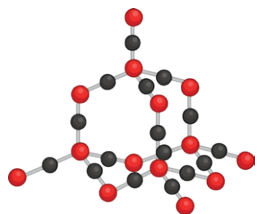


Giant Covalent Structure – Diamond

Each **carbon** atom is **bonded** to **four** other carbon atoms, making diamond very strong. Diamond has a high melting and boiling point. **Large** amounts of **energy** are needed to break the strong covalent bonds between each carbon atom. Diamond **does not conduct** electricity because it has **no free electrons**.

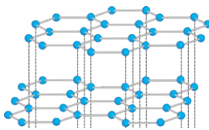


Silicon dioxide (silicon and oxygen atoms) has a similar structure to that of diamond, in that its atoms are held together by **strong covalent bonds**. Large amounts of energy are needed to break the strong covalent bonds therefore silicon dioxide, like diamond, has a high melting and boiling point.



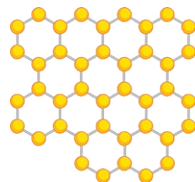
Giant Covalent Structure – Graphite

Graphite is made up of layers of **carbon** arranged in **hexagons**. Each carbon is bonded to **three** other carbons and has **one free delocalised electron** that is able to move between the layers. The layers are held together by weak intermolecular forces. The layers of carbon can slide over each other easily as there are no strong covalent bonds between the layers. Graphite has a high melting point because a lot of energy is needed to break the covalent bonds between the carbon atoms. Graphite can **conduct** electricity.



Giant Covalent Structure – Graphene

Graphene is one layer of graphite. It is very **strong** because of the covalent bonds between the carbon atoms. As with graphite, each carbon in graphene is bonded to three others with one **free delocalised electron**. Graphene is able to **conduct electricity**. Graphene, when added to other materials, can make them even stronger. Useful in electricals and composites.



Nanoscience

Nanoscience refers to structures that are **1–100nm** in size, of the order of a few hundred atoms. Nanoparticles have a **high surface area to volume ratio**. This means that smaller amounts are needed in comparison to normal sized particles. As the side length of a cube decreases by a factor of 10, the surface area to volume ratio increases approximately

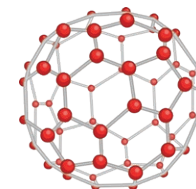
Name of Particle	Diameter
nanoparticle	1–100nm
fine particles (PM _{2.5})	100–2500nm
coarse particles (PM ₁₀)	2500–10000nm

Polymers

Polymers are long chain molecules that are made up of many smaller units called **monomers**. Atoms in a polymer chain are held together by **strong covalent bonds**. Between polymer molecules, there are **intermolecular forces**. Intermolecular forces **attract** polymer chains towards each other. Longer polymer chains have stronger forces of attraction than shorter ones therefore making stronger materials.

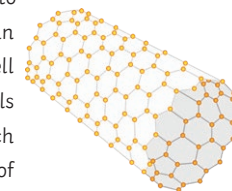
Fullerenes and Nanotubes

Molecules of carbon that are shaped like hollow tubes or balls, arranged in hexagons of five or seven carbon atoms. They can be used to **deliver drugs into the body**.



Buckminsterfullerene has the formula C₆₀

Carbon Nanotubes are tiny carbon cylinders that are very long compared to their width. Nanotubes can conduct electricity as well as strengthening materials without adding much weight. The properties of carbon nanotubes make them useful in electronics and nanotechnology.



Possible Risks of Nanoparticles

As nanoparticles are so **small**, it makes it possible for them to be inhaled and enter the lungs. Once inside the body, nanoparticles may **initiate harmful reactions** and toxic substances could bind to them because of their large surface area to volume ratio. Nanoparticles have many applications. These include medicine, cosmetics, sun creams and deodorants. They can also be used as catalysts.

Modern nanoparticles are a relatively new phenomenon therefore it is difficult for scientists to truly determine the risks associated with them.